

ACCUMULATORI ACQUA TECNICA MILD STEEL BUFFER TANKS

PU / PUW / PUIW

Capacità/Storage: 300 ÷ 10000 lt



TERMO ACCUMULATORI

I termoaccumulatori (**puffer**) consistono in una vasta gamma di **serbatoi grezzi**, verniciati esternamente da utilizzarsi per lo stoccaggio di **acqua tecnica** al fine di elevare l'efficienza degli impianti e la riduzione dei **cicli di lavoro** negli impianti con **energie rinnovabili** quali **caldaie a biomassa**, con **combustibili solidi**, o **pompe di calore**.

Serbatoio: in lamiera nera.

Pressione d'esercizio max: **5 bar**

Temperatura d'esercizio max: 95°C

Coibentazione: poliuretano rigido da 55mm a 110mm (da 300 a 1000 lt.), poliuretano flessibile 100mm + polietilene cellule chiuse 20mm (1500 e 2000 lt.), poliuretano flessibile 100mm (da 2500 a 10000 lt.)

Rivestimento: esterno in PVC

Serpentini: ad alta efficienza ed elevato scambio termico, in tubo di acciaio al carbonio, per collegamento a diverse fonti energetiche.

Pressione d'esercizio max: **9 bar**

PU - sono semplici accumuli **senza scambiatori**, e rappresentano un semplice serbatoio inerziale negli impianti con energie rinnovabili.

PUW - sono corredati di un **singolo serpentino** fisso, adatto ad impianti con solare termico o altre fonti indirette di calore.

PUIW - sono corredati di **due serpentini fissi** che possono essere collegati a diverse fonti indirette di calore.

BUFFER TANKS FOR HEATING SYSTEMS

The buffer tanks consist of a wide selection of **mild steel vessels**, designed to improve efficiency of renewable heating appliances such as **biomass boilers**, **solid fuel** or **heat pump** heating systems.

Cylinder: mild steel

Max. working pressure: **5 bar**,

Max. working temperature: 95°C

Insulation: Insulation: rigid polyurethane from 30mm to 110mm (from 300 to 1000 lt.), flexible polyurethane 100mm + closed-cell polyethylene 20mm (1500 and 2000 lt.), flexible polyurethane 100mm (from 2500 to 10000 lt.)

Outer jacket: external jacket in PVC

Long retention of useful heating water, easy location in smaller spaces, and pass through doorways are granted.

Heating coils: High efficiency and large surface spiral coils for connection to different primary heating sources.

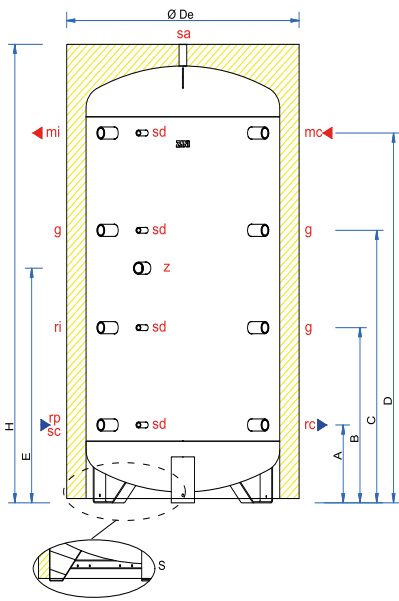
Max. working pressure: **9 bar**

PU - basic buffer tank with **no coils** inside.

Ideal application when requiring a link between solid fuel, biomass and traditional energy sources

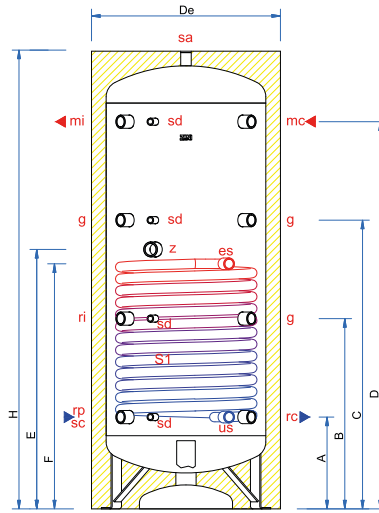
PUW - buffer tank fitted with a **single primary heating coil**, suitable for solar thermal or other indirect heat sources.

PUIW - buffer tank equipped with **two primary heating coils** for connection to multiple sources.



PU-3 ÷ PU-100

- mc MANDATA CALDAIA
 - rc RITORNO CALDAIA
 - mi MANDATA IMPIANTO
 - ri RITORNO IMPIANTO
 - rp RITORNO IMPIANTO EXTRA
 - sc SCARICO
 - sa SFIATO ARIA 1"
 - t CONNESSIONE TERMOMETRO 1/2"
 - sd CONNESSIONE SONDA 1/2"
 - g CONNESSIONE IMPIANTO
 - Z CONNESSIONE RES. ELETTRICA 1 1/2"
 - S BASAMENTO SOLO PER PU-60-100
-
- mc CONNECTION TO GAS BOILER
 - rc RETURN FROM GAS BOILER
 - mi CONNECTION TO HEATING
 - ri RETURN FROM HEATING
 - rp EXTRA RETURN FROM HEATING
 - sc DRAIN
 - sa AIR DISCHARGE CONNECTION 1"
 - t THERMOMETER CONNECTION 1/2"
 - sd PROBE CONNECTION 1/2"
 - g SYSTEM CONNECTION
 - Z HEATING EL. CONNECTION 1 1/2"
 - S BASEMENT FOR PU 60-100 ONLY



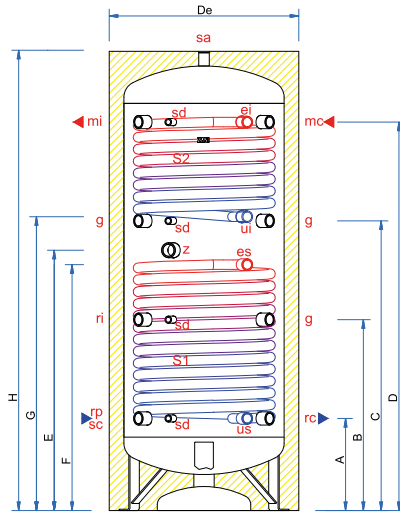
PUW-3 ÷ PUW-50

- mc MANDATA CALDAIA
 - rc RITORNO CALDAIA
 - mi MANDATA IMPIANTO
 - ri RITORNO IMPIANTO
 - rp RITORNO IMPIANTO EXTRA
 - sc SCARICO
 - sa SFIATO ARIA 1"
 - t CONNESSIONE TERMOMETRO 1/2"
 - sd CONNESSIONE SONDA 1/2"
 - es ENTRATA SCAMBIATORE 1"
 - us USCITA SCAMBIATORE 1"
 - g CONNESSIONE IMPIANTO
 - Z CONNESSIONE RES. ELETTRICA 1 1/2"
-
- mc CONNECTION TO GAS BOILER
 - rc RETURN FROM GAS BOILER
 - mi CONNECTION TO HEATING
 - ri RETURN FROM HEATING
 - rp EXTRA RETURN FROM HEATING
 - sc DRAIN
 - sa AIR DISCHARGE CONNECTION 1"
 - t THERMOMETER CONNECTION 1/2"
 - sd PROBE CONNECTION 1/2"
 - es COIL INLET 1"
 - us COIL OUTLET 1"
 - g SYSTEM CONNECTION
 - Z HEATING EL. CONNECTION 1 1/2"

DATI TECNICI / TECHNICAL FEATURES

Modello	Ø attacchi mi-mc-rc-rp-sc	Superficie Scambiatori m ²		
		PU	PUW	PUIW
PU PUW PUIW-3	1" 1/4	/	1	1+1
PU PUW PUIW-5	1" 1/4	/	1,9	1,9+1,2
PU PUW PUIW-8	1 1/2	/	2,5	2,5+1,5
PU PUW PUIW-10	1 1/2	/	3,1	3,1+2,5
PU PUW PUIW-15	1 1/2	/	3,8	3,8+2,8
PU PUW PUIW-20	1 1/2	/	4,6	4,6+2,8
PU PUW PUIW-25	2"	/	5,0	5,0+4,0
PU PUW PUIW-30	2"	/	6,0	6,0+4,2
PU PUW PUIW-40	2"	/	7,0	7,0+5,0
PU PUW PUIW-50	2"	/	8,0	8,0+5,0
PU-60	3"	/	/	/
PU-80	3"	/	/	/
PU-100	3"	/	/	/

Model	mi-mc-rc-rp-sc Ø connections	Surface exchangers m ²		
		PU	PUW	PUIW



PUIW-3 ÷ PUIW-50

- mc MANDATA CALDAIA
 - rc RITORNO CALDAIA
 - mi MANDATA IMPIANTO
 - ri RITORNO IMPIANTO
 - rp RITORNO IMPIANTO EXTRA
 - sc SCARICO
 - sa SFIATO ARIA 1"
 - t CONNESSIONE TERMOMETRO 1/2"
 - sd CONNESSIONE SONDA 1/2"
 - es ENTRATA SCAMBIATORE 1"
 - us USCITA SCAMBIATORE 1"
 - g CONNESSIONE IMPIANTO
 - Z CONNESSIONE RES. ELETTRICA 1 1/2"
-
- mc CONNECTION TO GAS BOILER
 - rc RETURN FROM GAS BOILER
 - mi CONNECTION TO HEATING
 - ri RETURN FROM HEATING
 - rp EXTRA RETURN FROM HEATING
 - sc DRAIN
 - sa AIR DISCHARGE CONNECTION 1"
 - t THERMOMETER CONNECTION 1/2"
 - sd PROBE CONNECTION 1/2"
 - es COIL INLET 1"
 - us COIL OUTLET 1"
 - g SYSTEM CONNECTION
 - Z HEATING EL. CONNECTION 1 1/2"

DIMENSIONI / DIMENSIONS

Modello	Litri	Dimensioni mm								
		A	B	C	D	E	F	G	H	De
PU PUW PUIW-3	300	325	695	1065	1435	880	685	1075	1680	610
PU PUW PUIW-5	500	345	715	1085	1455	975	865	1135	1715	710
PU PUW PUIW-8	800	290	660	1030	1400	845	770	1130	1740	990
PU PUW PUIW-10	1000	290	780	1270	1760	1020	890	1280	2100	990
PU PUW PUIW-15	1500	360	810	1260	1710	1085	920	1310	2140	1240
PU PUW PUIW-20	2000	390	930	1470	2010	1200	990	1650	2470	1340
PU PUW PUIW-25	2500	425	865	1305	1745	1145	985	1305	2220	1450
PU PUW PUIW-30	3000	435	1035	1635	2235	1435	1115	1755	2720	1450
PU PUW PUIW-40	4000	480	1080	1680	2280	1430	1160	1800	2810	1600
PU PUW PUIW-50	5000	510	1110	1710	2310	1510	1190	1910	2870	1800
PU-60	6000	635	1155	1675	2195	1415	-	-	2790	2000
PU-80	8000	625	1385	2145	2905	1615	-	-	3490	2000
PU-100	10000	625	1635	2645	3655	2385	-	-	4240	2000

Model	Litres	Dimensions mm								
		A	B	C	D	E	F	G	H	De

IMBALLO mm / PACKING mm

Modello	Altezza	Larghezza	Profondità	Peso kg		
				PU	PUW	PUIW
PU PUW PUIW-3	1800	640	640	55	65	77
PU PUW PUIW-5	1840	740	740	77	98	110
PU PUW PUIW-8	1860	1020	1020	109	137	154
PU PUW PUIW-10	2220	1020	1020	125	153	181
PU PUW PUIW-15	2240	1230	1230	194	237	268
PU PUW PUIW-20	2570	1320	1320	263	315	346
PU PUW PUIW-25	2340	1470	1470	296	352	383
PU PUW PUIW-30	2840	1470	1470	346	413	460
PU PUW PUIW-40	2930	1630	1630	492	571	628
PU PUW PUIW-50	2990	1830	1830	582	672	730
PU-60	2180	2030	2820	684	-	-
PU-80	2180	2030	3520	823	-	-
PU-100	2180	2030	4270	973	-	-

Model	Height	Width	Depth	Weight kg